

Device Layout Plan

SYMBOL	기호명	REMARK	Cable Type	Conduit	Run to.
MS1~2	MAIN L/R SPEAKER (180W x 2EA)	H:3200 FLOOR	Bal. Line x 1 / AC220V	18C / 22C	RA1
SM1~4	STAGE MONITOR SPEAKER (250W x 4EA)	FLOOR	Speaker Cable x 1	N/A	SC1
EA1~2	W/L EXT. ANTENNA (1900MHz x 2EA)	CEILING	Cable 50 ohm	18C	RA1
LP1	LCD PROJECTOR (8000ANSI x 1EA)	CEILING	RGB, Video, Remote / AC220V	28C / 22C	PA1
SC1	전동 스크린 (290" x 1EA)	CEILING	N/A	N/A	N/A
RA1	MIXER DESK & RACK CABINET	FLOOR	N/A	N/A	N/A
SM	SPEAKER FLOOR BOX (SPKON 1CH x 4EA)	FLOOR	Speaker Cable x 1	18C	RA1
MB	MIC FLOOR BOX (XLR 2CH x 5EA)	FLOOR	Mic Cable x 3	28C	RA1
MAP	DL32 32CH x 1EA	H:400	32CH Mic Cable x 1	28C	RA1
PC1	PC CONNECTOR BOX (15Pin DSUB, Composite, Stereo)	H:400	RGB, Video, Line / AC220V	28C / 22C	LP1
CC1	전동 CONTROLLER (10CT x 1EA)	H:1200	VCT 0.75mm-4C x 2	18C x 2	LP1 / SC1

# 다누림홀 AV SYSTEM 평면배치도

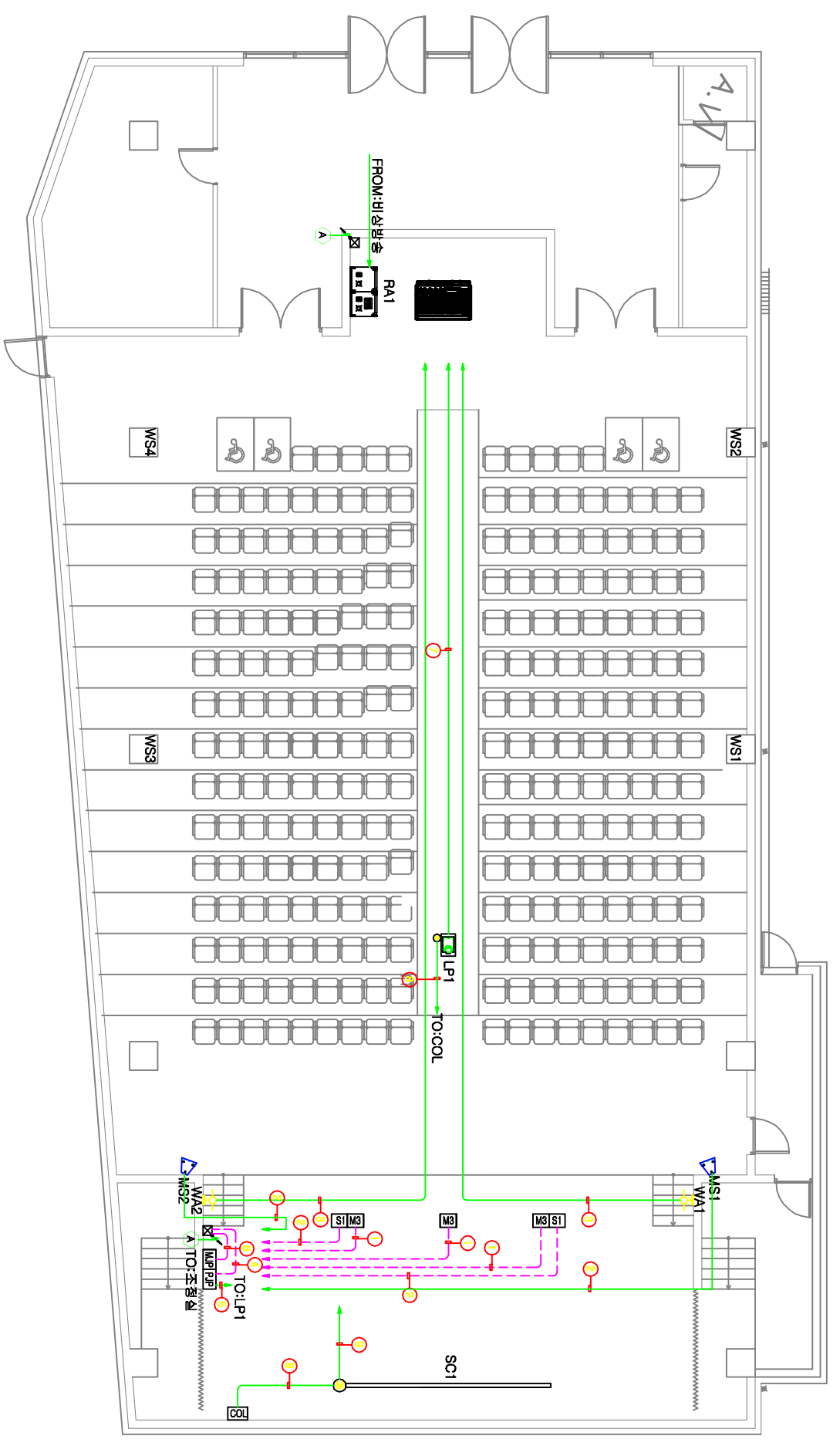
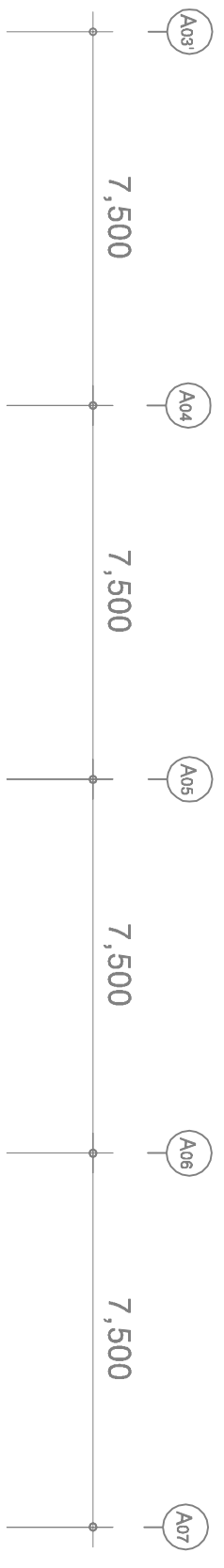
축척 : 1/150

<p>작성 일자 DRAWN BY 김도원</p> <p>검토 1 CHECKED BY 김도원</p> <p>검토 2 CHECKED BY</p>	<p>승인 일자 APPROVED BY</p>	<p>NO</p> <p>REVISION DESCRIPTION</p> <p>DATE</p> <p>DRAWING CHECK</p>	<p>DESIGN CONSULTING</p>	<p>총괄 SCALE A3:1/150</p> <p>날짜 DATE 2011.05</p> <p>도면 번호 DRAWING NO. ET-27</p> <p>일련 번호 SERIAL NO.</p>	<p>주최 SCALE A3:1/150</p> <p>날짜 DATE 2011.05</p> <p>도면 번호 DRAWING NO. ET-27</p> <p>일련 번호 SERIAL NO.</p>	<p>주최 SCALE A3:1/150</p> <p>날짜 DATE 2011.05</p> <p>도면 번호 DRAWING NO. ET-27</p> <p>일련 번호 SERIAL NO.</p>	<p>주최 SCALE A3:1/150</p> <p>날짜 DATE 2011.05</p> <p>도면 번호 DRAWING NO. ET-27</p> <p>일련 번호 SERIAL NO.</p>	<p>주최 SCALE A3:1/150</p> <p>날짜 DATE 2011.05</p> <p>도면 번호 DRAWING NO. ET-27</p> <p>일련 번호 SERIAL NO.</p>	<p>주최 SCALE A3:1/150</p> <p>날짜 DATE 2011.05</p> <p>도면 번호 DRAWING NO. ET-27</p> <p>일련 번호 SERIAL NO.</p>	<p>주최 SCALE A3:1/150</p> <p>날짜 DATE 2011.05</p> <p>도면 번호 DRAWING NO. ET-27</p> <p>일련 번호 SERIAL NO.</p>
---	------------------------------	--	--------------------------	--	--	--	--	--	--	--

지상층 소공연장  
AV SYSTEM 평면배치도

부산광역시 중구 남포동 57-2 신동아빌딩 501/5  
TEL 247-0208 FAX 242-4011 www.sangji121c.co.kr

도면명  
DRAWING NAME

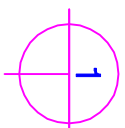


SYMBOL	기호명	REMARK		
MS1-2	MAIN L/R SPEAKER (800W x 2EA)	H:2800		
WA1-2	W/L ANTENNA (900MHz x 2EA)	H:2900		
LPI	LOD PROJECTOR (8000ANSI x 1EA)	CEILING		
SCI	전송 SCREEN (290" x 1EA)	CEILING		
RA1	MIXER DESK & RACK CABINET	FLOOR		
[S]	SPEAKER FLOOR BOX [SPKCN 1CH x 4EA]	FLOOR		
[M]	MIC FLOOR BOX [XLR 2CH x 8EA]	FLOOR		
[L]	DL32 32CH x 1EA	H:300		
[F]	PC JACK PLATE [RGB, VIDEO, AUDIO x 1EA]	H:300		
[C]	전송 CONTROLLER [1CGT x 1EA]	H:1200		
[P]	입력			
[X]	입력			
[X]	PULL BOX			
N O	CONDUIT	CABLE SCHEDULE	DESTINATION	REMARK
1	22C	CSF 250 x 3	조명실	MIC CABLE
2	18C	VSW-2502PRO	조명실	SPEAKER CABLE
3	18C	ECX 5C-FB	조명실	W/L ANT CABLE
4	18C	CVI 06-97	조명실	VIDEO CABLE
5	22C	CSF 250 x 2	조명실	MIC CABLE
6	22C	V5-30CF9	LOD PROJECTOR	RGB CABLE
7	38C	OMS 16	조명실	MULTI CABLE
8	18C	CVI 06-97	조명실	VIDEO CABLE
9	18C	CSF 250	조명실	REMOTE CABLE
10	22C	WCT 2.05Q - 3C	조명실	POWER CABLE
11	18C	CVI 0.75mm-4C	전송 CONTROL	CONTROL CABLE
12	22C	CVI 2.05Q - 3C	조명실	POWER CABLE
13	38C	CSF 250 x 11	조명실	MIC CABLE
14	22C	VSW-2502PRO x 2	조명실	SPEAKER CABLE
15	18C	CVI 06-97	조명실	VIDEO CABLE
16	38C	OMS 16	조명실	MULTI CABLE

--- 전선경로 파악 예정 구간 표시  
 --- TO, RACK CABINET  
 --- 전선경로 선정 예정 구간 표시  
 --- TO, RACK CABINET

# 다누림홀 AV SYSTEM 배관배선도

축척 : 1/150



PROJECT TITLE

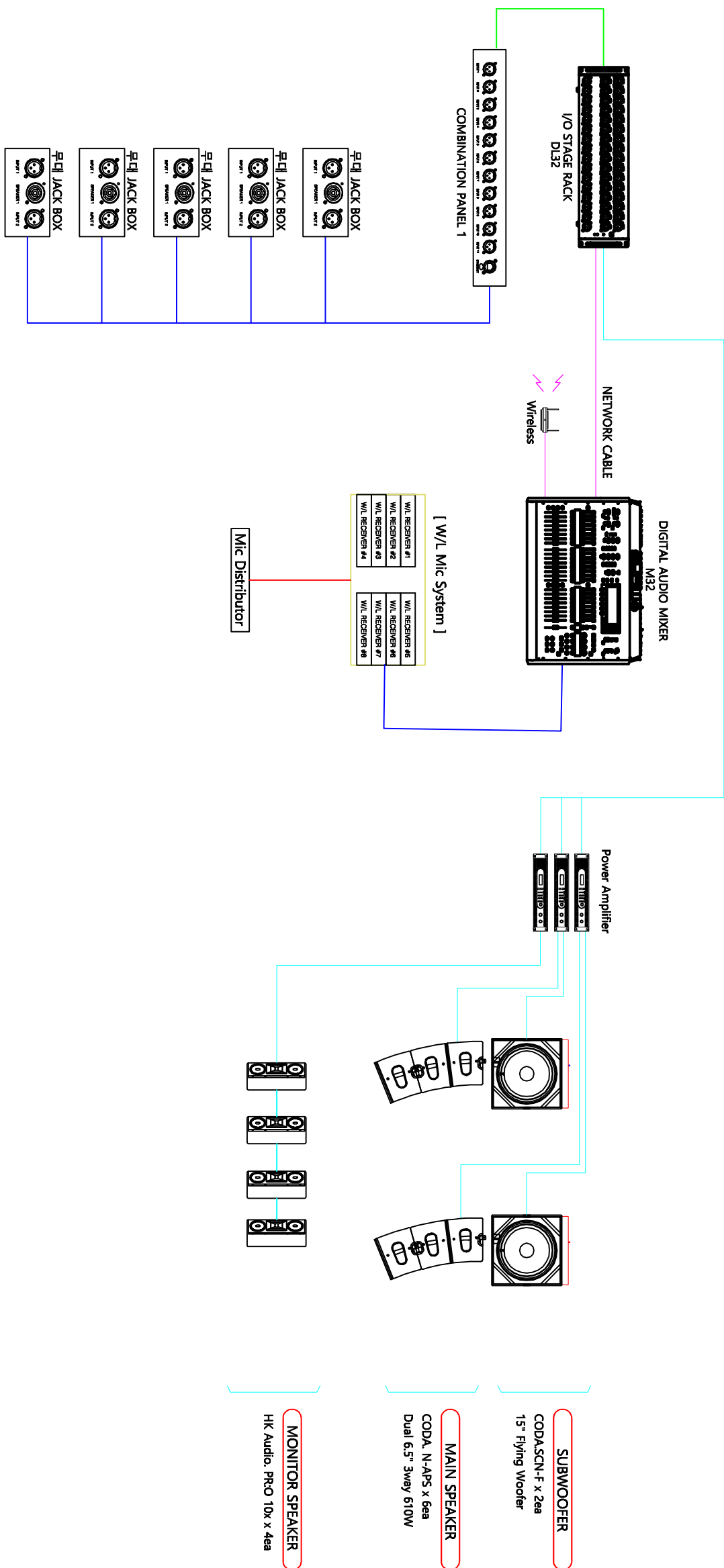
다누림센터  
음향시스템

NOTE

시상문화원

다누림센터

음향시스템



# 다누림센터 음향설비 BLOCK DIAGRAM

SCALE(A3) = 1 / NONE

NAME OF DRAWING	
다누림센터 음향설비 BLOCK DIAGRAM	
SCALE A1 SIZE	SCALE A3 SIZE
1 /	1 / NONE
DATE	
DRAWING NO.	
SHEET NO.	

DRAWN BY	
CHECKED BY	
APPROVED BY	